


PHF LEASING LIMITED
Distribution of Equity Shares as on June 30, 2014.
Nominal value of each Share of Rs.10/- Total number of Shares 29,87,800.


SHAREHOLDING	SHARE HOLDERS		SHARES			SHARES	
	NUMBER	% TO TOTAL	PHYSICAL	NSDL	CDSL	TOTAL SHARES	% AGE
UPTO 500	150	36.67	67470	0	0	67470	2.26
501 1000	126	30.81	117200	0	0	117200	3.92
1001 2000	82	20.05	122100	0	0	122100	4.09
2001 3000	12	2.93	32600	0	0	32600	1.09
3001 4000	6	1.47	23220	0	0	23220	0.78
4001 5000	2	0.49	9500	0	0	9500	0.32
5001 10000	9	2.20	78200	0	0	78200	2.62
10001 AND ABOVE	22	5.38	2537510	0	0	2537510	84.93
TOTAL	409	100.00	2987800	0	0	2987800	100.00



CHANDAN CHUGH
(Director)


S.D. CHUGH
(Mg. Director)

LIST OF PROMOTER AND PROMOTER GROUP AS ON 30.06.2014

S.NO.	FOLIO NAME OF SHAREHOLDERS	SHARES HELD IN PHYSICAL	SHARES HELD IN NSDL	SHARES HELD IN CDSL	TOTAL SHARES	%AGE OF HOLDING
INDIVIDUAL /HINDU UNDIVIDED FAMILY						
1	J041 JATINDER SINGH MAKKAR	10000	-	-	10000	0.33
2	C022 CHANDAN CHUGH	20000	-	-	20000	0.67
3	R126 ROHIN CHUGH	20000	-	-	20000	0.67
4	3742 JYOTSNA	50000	-	-	50000	1.67
5	5003 SHIV DYAL CHUGH	76960	-	-	76960	2.58
6	1011 GURDIAL SINGH GILL	85800	-	-	85800	2.87
7	1814 KAVITA VINOD CHUGH	347500	-	-	347500	11.63
8	1815 SETH RAM CHAND S D CHUGH (HUF)	566730	-	-	566730	18.97
9	3536 SHIV DYAL CHUGH	863520	-	-	863520	28.9
CATEGORY TOTAL					2040510	68.29
BODIES CORPORATE						
1	3574 LOVEY SECURITIES PVT LTD	54600	-	-	54600	1.83
CATEGORY TOTAL					54600	1.83
TOTAL					2095110	70.12


CHANDAN CHUGH
(DIRECTOR)


S.D. CHUGH
(MG. DIRECTOR)

PHF LEASING LTD

LIST OF PUBLIC SHAREHOLDING OTHER THAN RESIDENT INDIVIDUAL AS ON : 30/06/2014

SNO.	FOLIO/DP-CLIENT	NAME OF SHAREHOLDERS	SHARES HELD IN PHYSICAL	SHARES HELD IN NSDL	SHARES HELD IN CDSL	TOTAL SHARES	PERCENTAGE OF HOLDING	
B2A BODIES CORPORATES								
1	1729	CHATHA FINANCIERS LTD	1500	-	-	1500	0.05	
2	4645	PHF FOOD LIMITED	39600	-	-	39600	1.33	
3	4910	PHF FINANCE LIMITED	65000	-	-	65000	2.18	
CATEGORY TOTAL :						106100	3.55	
B2C1 PUBLIC TRUST								
1	4840	RAM CHAND MEMORIAL WEL. SOC. (R)	75000	-	-	75000	2.51	
CATEGORY TOTAL :						75000	2.51	
B2C4 ANY OTHER (PUBLIC SHAREHOLDING)								
1	4949	IQBAL SINGH HUF	2500	-	-	2500	0.08	
CATEGORY TOTAL :						2500	0.08	
S U M M A R Y								
PHYSICAL HOLDING :						5	183600	6.140
DEMAT HOLDING :						0	0	0.000
TOTAL HOLDING :						5	183600	6.140

CHANDAN CHUGH
(DIRECTOR)

S.D. CHUGH
(MG. DIRECTOR)

3

PHF LEASING LTD

STATEMENT SHOWING SHAREHOLDING PATTERN QUARTER ENDED : 30/06/2014

Catg. Code	Category of Shareholder	Number of Share Holders	Total Number of Shares	Shares held in Dematerialized Form	Total Shareholding % of total shares (A+B)	Shares Pledged or Otherwise encumbered %age
(A) SHARE HOLDING OF PROMOTER AND PROMOTER GROUP						
1 I N D I A N						
(a)	Individual /Hindu Undivided Family	9	2040510	0	68.29	0.00
(b)	Central Government/State Government	0	0	0	0.00	0.00
(c)	Bodies Corporate	1	54600	0	1.83	0.00
(d)	Financial Institutions/Banks	0	0	0	0.00	0.00
(e)	Any other (Specify)	0	0	0	0.00	0.00
Sub Total (A) (1)		10	2095110	0	70.12	0.00
2 F O R E I G N						
(a)	Individual (Non - Residents Ind.)	0	0	0	0.00	0.00
(b)	Foreign Individuals	0	0	0	0.00	0.00
(c)	Bodies Corporate	0	0	0	0.00	0.00
(d)	Institutions	0	0	0	0.00	0.00
(e)	Any Other (Specify)	0	0	0	0.00	0.00
Sub Total (A) (2)		0	0	0	0.00	0.00
Total Shareholding of Promoter and Promoter Group (A) = (A) (1)+(A) (2)		10	2095110	0	70.12	0.00
(B) PUBLIC SHAREHOLDING						
1 I N S T I T U T I O N S						
(a)	Mutual Funds	0	0	0	0.00	0.00
(b)	Financial Institutions /Banks	0	0	0	0.00	0.00
(c)	Central Government /State Govt.	0	0	0	0.00	0.00
(d)	Venture Capital Funds	0	0	0	0.00	0.00
(e)	Insurance Companies	0	0	0	0.00	0.00
(f)	Foreign Institutional Investors	0	0	0	0.00	0.00
(g)	Foreign Venture Capital Investors	0	0	0	0.00	0.00
(h)	Any Other (Specify)	0	0	0	0.00	0.00
Sub-Total (B) (1)		0	0	0	0.00	0.00

CHANDAN CHUGH
(DIRECTOR)

S.D. CHUGH
(MG. DIRECTOR)

4

2 NON - INSTITUTIONS						
(a)	Bodies Corporate	3	106100	0	3.55	3.55
(b)	Individuals					
i	Individuals shareholders having Nominal share capital upto Rs. 1 Lakh	384	436290	0	14.60	14.60
ii	Individual shareholders having Share capital in excess of Rs. 1 Lakh	10	272800	0	9.13	9.13
(c)	N.R.I (Repat & Non-Repat).	0	0	0	0.00	0.00
(c-i)	Public Trusts	1	75000	0	2.51	2.51
(c-ii)	Corporate Bodies - OCB	0	0	0	0.00	0.00
(c-iii)	Intermediary/Other Depository A/C	0	0	0	0.00	0.00
(c-iv)	Hindu Undivided Family	1	2500	0	0.08	0.08
(c-v)	Clearing Members/House	0	0	0	0.00	0.00
(c-vi)	Qualified Foreign Investor-Individual	0	0	0	0.00	0.00
(c-vii)	Qualified Foreign Investor-Corporate	0	0	0	0.00	0.00
Sub-Total (B) (2)		399	892690	0	29.88	29.88
(B) Total Public Shareholding (B)=(B) (1)+(B) (2)		399	892690	0	29.88	29.88
Total (A) + (B)		409	2987800	0	100.0	100.00
(C)	Shares held by Custodians and against which DR have been issued.	0	0	0	0.00	0.00
GRAND TOTAL (A) + (B) + (C)		409	2987800	0	100.0	100.00

CHANDAN CHUGH
(DIRECTOR)

S.D.CHUGH
(MG.DIRECTOR)

5

PHF LEASING LIMITED

TOP 100 SHAREHOLDERS

EXCLUDING PROMOTERS AND PROMOTERS GROUP

AS ON 30.06.2014

S.NO.	FOLIO	NAME OF SHAREHOLDERS	SHARES HELD IN PHYSICAL	SHARES HELD IN NDSL	SHARES HELD IN CDSL	TOTAL SHARES	%AGE OF HOLDING
1	4840	RAM CHAND MEMORIAL WEL.SOC.(R)	75000	-	-	75000	2.51
2	4910	PHF FINANCE LIMITED	65000	-	-	65000	2.18
3	4972	CHAMAN LAL	50000	-	-	50000	1.67
4	4975	SUMAN	40000	-	-	40000	1.34
5	4974	KRAN SHARMA	40000	-	-	40000	1.34
6	4645	PHF FOOD LIMITED	39600	-	-	39600	1.33
7	3734	JASPAL BANSAL	32000	-	-	32000	1.07
8	4973	NITIKA	30000	-	-	30000	1.00
9	3949	SHIVALI BANSAL	27600	-	-	27600	0.92
10	4983	HARLEEN BANSAL	14700	-	-	14700	0.49
11	3947	RAVDEEP BANSAL	14700	-	-	14700	0.49
12	4781	AWADH KISHORE SINGH	12800	-	-	12800	0.43
13	3735	SHIVALI BANSAL	11000	-	-	11000	0.37
14	4785	KULDEEP BHANDARI	10000	-	-	10000	0.33
15	4784	MANOJ KUMAR SHARMA	10000	-	-	10000	0.33
16	4780	GURVINDER KAUR	10000	-	-	10000	0.33
17	4644	NITIKA SHIKHA CHUGH	10000	-	-	10000	0.33
18	4643	AMITA SONALI CHAUGH	10000	-	-	10000	0.33
19	4610	MANMINDER SINGH	7200	-	-	7200	0.24
20	4821	ANIMESH	5900	-	-	5900	0.20
21	4611	MANPREET SINGH	5100	-	-	5100	0.17
22	4967	GURDEV SINGH	5000	-	-	5000	0.17
23	4891	RAJINDER PRASHAD	4500	-	-	4500	0.15
24	4979	SUSHILA DEVI	4000	-	-	4000	0.13

CHANDAN CHUGH
(DIRECTOR)

S.D.CHUGH
(MG.DIRECTOR)

6

S.NO.	FOLIO	NAME OF SHAREHOLDERS	SHARES HELD IN PHYSICAL	SHARES HELD IN NDSL	SHARES HELD IN CDSL	TOTAL SHARES	%AGE OF HOLDING
25	4850	AMRIK SINGH	4000	-	-	4000	0.13
26	3931	SHANTA SAHNI	4000	-	-	4000	0.13
27	3930	B.L.SAHNI	4000	-	-	4000	0.13
28	4923	DINESH PAHUJA	3670	-	-	3670	0.12
29	4598	SARLA GUPTA	3550	-	-	3550	0.12
30	4813	TEJINDER KAUR	3000	-	-	3000	0.10
31	4812	TAJINDER KAUR	3000	-	-	3000	0.10
32	4811	CHARANJIT KAUR	3000	-	-	3000	0.10
33	4810	SATWANT SINGH	3000	-	-	3000	0.10
34	1773	ASHISH GUPTA	3000	-	-	3000	0.10
35	1185	GURNAM SINGH	2800	-	-	2800	0.09
36	4911	CHANDNI KAPOOR	2600	-	-	2600	0.09
37	4949	IQBAL SINGH HUF	2500	-	-	2500	0.08
38	4948	AJIT KAUR	2500	-	-	2500	0.08
39	4640	VEENA MALIK	2500	-	-	2500	0.08
40	4638	A.K.MALIK	2500	-	-	2500	0.08
41	1962	AMRIK SINGH	2200	-	-	2200	0.07
42	4943	SANJAY KAPOOR	1900	-	-	1900	0.06
43	4894	VASUDA SAHNEY	1900	-	-	1900	0.06
44	4733	SUNITA	1800	-	-	1800	0.06
45	4726	SANDEEP	1800	-	-	1800	0.06
46	4721	RENA	1800	-	-	1800	0.06
47	4707	NEETU	1800	-	-	1800	0.06
48	4706	NWWTU	1800	-	-	1800	0.06
49	4697	LACHMAN SINGH	1800	-	-	1800	0.06
50	4695	KASHISH	1800	-	-	1800	0.06

CHANDAN CHUGH
(DIRECTOR)


S.D. CHUGH
(MG.DIRECTOR)

7

S.NO.	FOLIO	NAME OF SHAREHOLDERS	SHARES HELD IN PHYSICAL	SHARES HELD IN NDSL	SHARES HELD IN CDSL	TOTAL SHARES	%AGE OF HOLDING
51	4685	BOBBY	1800	-	-	1800	0.06
52	4684	BITTU	1800	-	-	1800	0.06
53	4650	MANJU	1800	-	-	1800	0.06
54	4920	NEELAM SIKKA	1700	-	-	1700	0.06
55	4918	KULBHUSHAN SIKKA	1700	-	-	1700	0.06
56	4654	YUVRAJ E/S MANJU	1700	-	-	1700	0.06
57	4043	CHNCHAL RANI	1700	-	-	1700	0.06
58	3979	PARMINDER KAUR	1700	-	-	1700	0.06
59	3978	JAGDISH KAUR	1700	-	-	1700	0.06
60	3977	AVTAR SINGH	1700	-	-	1700	0.06
61	1572	DALIP KAUR	1700	-	-	1700	0.06
62	1571	HARVINDER SINGH	1700	-	-	1700	0.06
63	1570	MUKHTIAR SINGH	1700	-	-	1700	0.06
64	1569	HARBANS SINGH	1700	-	-	1700	0.06
65	4841	ALKA KAPOOR	1600	-	-	1600	0.05
66	4939	RAHUL	1600	-	-	1600	0.05
67	4938	HONEY	1600	-	-	1600	0.05
68	4937	HIMANSHU	1600	-	-	1600	0.05
69	4935	RAJNI	1600	-	-	1600	0.05
70	4934	RAVINDER KUMAR	1600	-	-	1600	0.05
71	4919	MOHIT	1600	-	-	1600	0.05
72	4889	PARAMJIT KAUR	1600	-	-	1600	0.05
73	4742	SATWANT SINGH	1600	-	-	1600	0.05
74	4727	SAVITA KHURANA	1600	-	-	1600	0.05
75	4953	JASWANT KAUR	1500	-	-	1500	0.05
76	4952	GURMEE SINGH	1500	-	-	1500	0.05

CHANDAN CHUGH
(DIRECTOR)


S.D. CHUGH
(MG.DIRECTOR)

8